









How to disassemble Auto BB Loader




1. Unscrew all the screws at the bottom of the main body to separate them.





2. Turn the cable over carefully so that it does not fall out, and then disconnect the cable.



3. Unscrew the device and remove it.



4. Small parts such as springs are easy to lose, so be careful.



[Spare parts]



[Video guide]